



Northwestern University Feinberg School of Medicine

---

# CANS Implementation in IDCFS Intact Family Services

May 17, 2011

---

Rebecca Schedin, M.A., Outcomes Reporting Coordinator

Gary McClelland, Ph.D, Director of Data Operations



Mental Health Services and Policy Program





# Agenda

- Background
- CANS 2.0 Implementation in Intact
- Findings
- Next Steps
- Questions and comments





---

# Background

---



# What are Intact Family Services?

- Designed to assist **families** who have been reported to IDCFS for concerns of abuse or neglect that do not pose an immediate safety threat to the child.
- Administered through DCFS service providers and purchase of service (POS) providers
- **Families** are assigned a case manager, who provides support and links families with an array of services.
- Goal of strengthening and supporting **families** to avoid further departmental involvement
- Serves approximately 5,500 families statewide (14,000 youth)





# IDCFS CANS Usage


- The CANS (comprehensive and Version 2.0) rolled out across various DCFS programs since 2005, has been in use across all placement and intact cases since 2009.
- Additional CANS users include outpatient therapists, Child Youth and Adolescent Investment Teams (CAYIT), System of Care (SOC) workers, Integrated Assessment (IA) screeners, and residential workers.





# The CANS Offers Opportunities for..

- Information integration
- Data-driven decision making
- Targeted treatment / service goals
- Readiness for reunification measurement
- Outcomes management and change monitoring
- Program planning and policy insights



---

# CANS 2.0 Implementation in Intact

---



# Implementation Process

Over 500 workers and supervisors trained on CANS 2.0 through Learning Collaboratives and Foundations Training

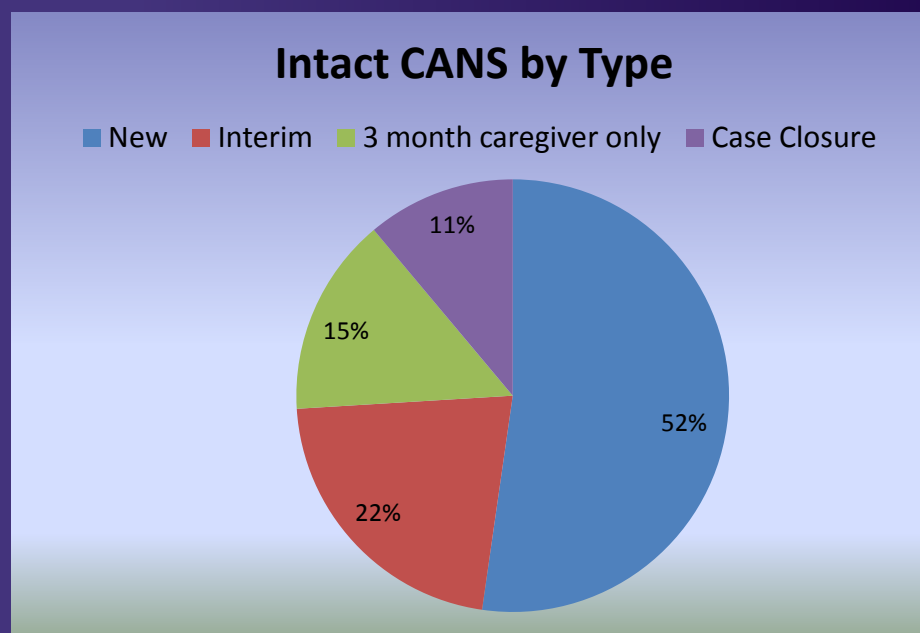
- CANS is used to assess all members of the household
- Caregivers are scored in relation to each child in the family
- CANS is conducted on the entire family at case open, every 6 months, and case closure
  - CANS on caregivers only conducted every 3 months
- Northwestern University began collecting CANS for Intact officially beginning in December 2009



# Intact CANS to Date (through April 2011)

Over 10,000 youth and caregiver CANS received!

- Good news—that's a lot of CANS!
- Not good news—represents a relatively small proportion of open intact cases



CANS Type	TOTAL	10,283
New	5436	
Interim	2264	
3 month caregiver only	1547	
Case Closure	1154	



# The Current State of CANS Use in Intact

- **CANS usage and submission varies widely between regions and teams**

- Submission rates range from 0-100% by team

- **Still relatively ‘early’ in the process**

- Requested reports often focus more on number of submissions instead of data highlights

- Change can't yet be measured as the majority of cases don't have enough CANS

- **Level of comfort in using CANS is varied**

- Support for CANS users and teams ranges from refresher training to assistance in CANS-informed service planning





# Challenges

## - Unit of Analysis

- Clusters and analyses
- Definitions

## - Making Sense of the CANS

- Service Planning
- Focusing on caregivers/family rather than just youth
- Scoring

## - Data

- Caregiver Assessments
- Errors/incomplete records
- Volume/Submission Method
- Resources



---

# Findings

---



# Intact CANS Youth and Family Profiles (through April 2011)

## Age Breakdown\*

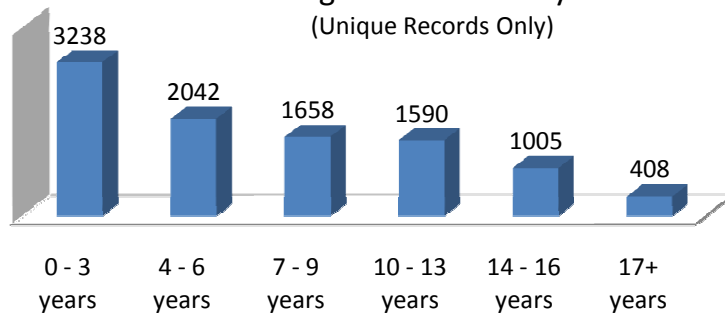
0 - 3 years	48%
4 - 6 years	31%
7 - 9 years	25%
10 - 13 years	24%
14 - 16 years	15%
17+ years	6%
Unknown	7%

\*Includes 6683 unique records

- Majority of youth (79%) in families aged 6 and under

## Intact

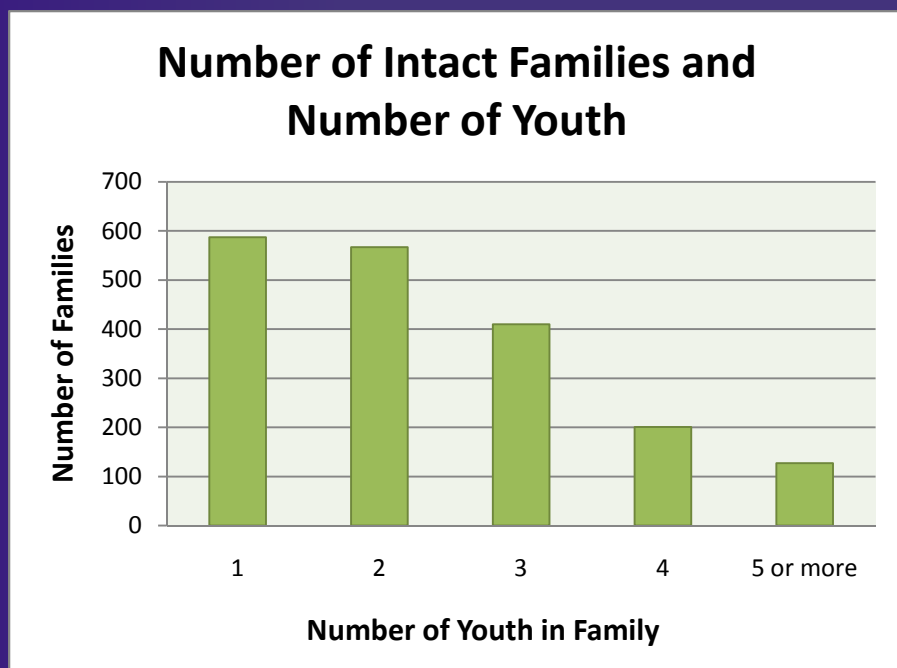
Youth Age Distribution by CANS  
(Unique Records Only)





# Intact CANS Household Profiles (through April 2011)

- 46% of households have one caregiver, 43% have two; remainder has 3 or more.



- 31% of households have one youth, 30% have two youth, 22% have three



# CANS Profiles – Youth in Families

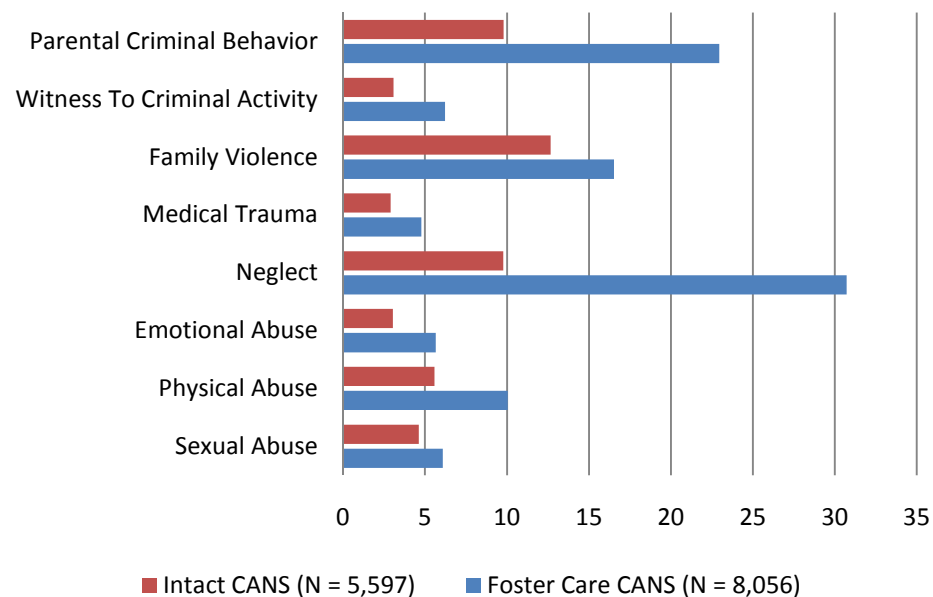
- **Fewer actionable Trauma Experiences and overall scores when compared to other DCFS CANS.**

- Top three Trauma Experiences for Intact families are Family Violence (14%), Neglect (12%) and Parental Criminal Behavior (11%).

- **Child Strengths seem lower when compared to other CANS, but given relatively young age of youth, often are left blank.**

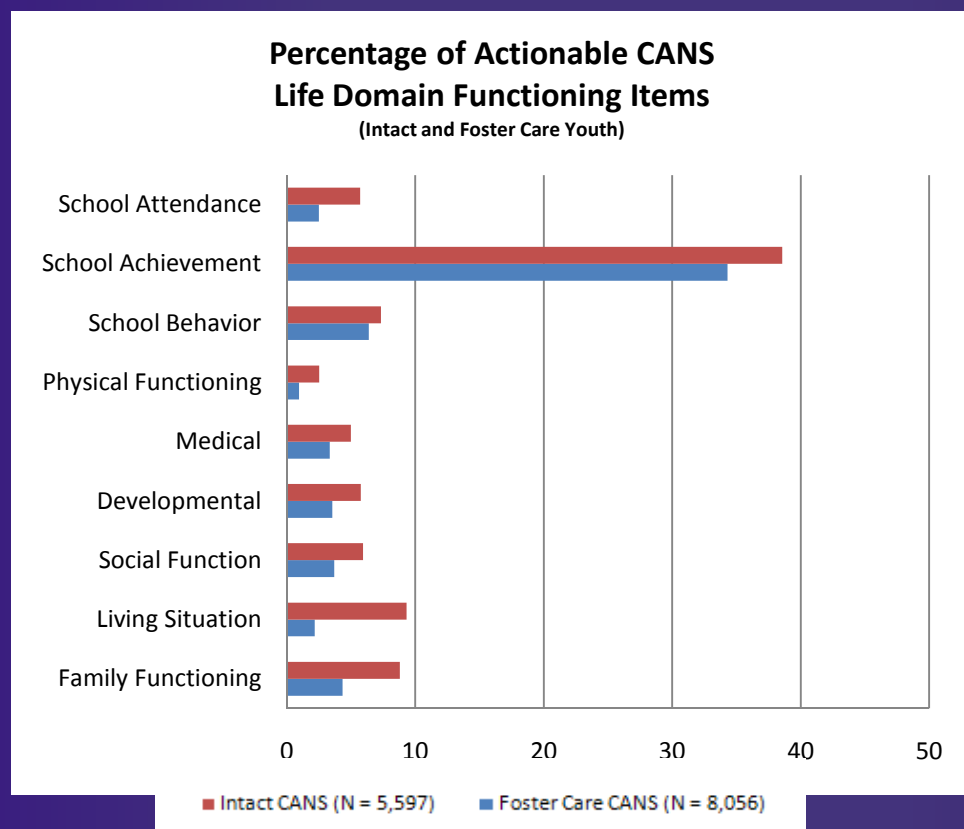
- Notably, top Usable Child Strengths are Family (70%), Relationship Permanence (56%) and Educational (54%).

Percentage of Actionable CANS Trauma Experiences  
(Intact and Foster Care Youth)





# CANS Profiles – Youth in Intact Families



- Emotional Behavioral Needs show Anger Control (10%), Attention/Impulse (10%) and Attention/Impulse control (7%) most frequently noted as actionable.
- Risk behaviors all fall below 5%.
- Young child items show 11% with actionable Substance Exposure, 7% with actionable Parent/sibling Problems, and 7% with actionable Communication needs.
- Older adolescent CANS scores show 15% actionable Educational Attainment, 10% actionable Independent Living, and 10% actionable Medication Compliance.



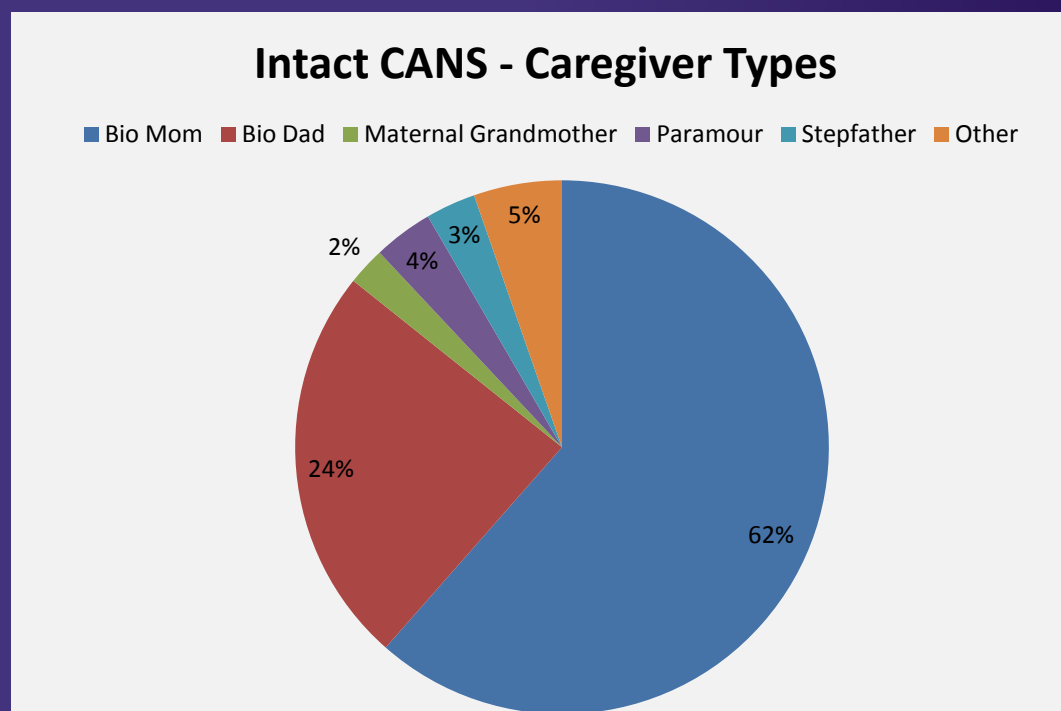
# CANS Profiles - Caregivers

- **Overall, intact family CANS show that caregivers are most likely to struggle with:**
  - Job functioning (24%), financial status (19%)
  - Partner relations (22%), relations with extended family (16%)
  - Understanding of impact of own behavior (21%), effective parenting approach (16%)
  - Substance abuse (19%)
- **Caregivers in Intact have significantly lower actionable Caregiver Safety Scores on all items except Condition of the Home and Marital/Partner Violence (13% intact, 10% foster care)**



# CANS Caregiver Profiles by Caregiver Type

Top 5 caregiver types: Biological mother (62%), Biological father (24%), Paramour (4%), Maternal Grandmother (2%), and Stepfather (3%)





# CANS Caregiver Profiles by Caregiver Type

- **Appear to be marked differences in caregiver needs and strengths when comparing across intact caregiver types.**
- Maternal Grandmothers show higher actionable percentages in Caregiver Emotional Supports domain, lower in Caregiver Relationships domain.
- Biological mothers show fewer actionable scores in almost all domains when compared to biological father, paramours, and stepfathers.



Question from the field:  
**Does Intact seem to predict or prevent  
further Departmental involvement?**

- Preliminary findings
- Challenge to answering question retroactively
- Next Steps



---

# Next Steps

---




# Coming Up Next...

- Analysis looking at removal of youth from home, length of time in placement
- More detailed caregiver analyses
- Change reports
- Decision and CQI Support
- Comparison reports
- Service Recommendation Algorithms

# Questions?

---



**Contact Us:**

---

**Rebecca Schedin: [r-schedin@northwestern.edu](mailto:r-schedin@northwestern.edu)**

**Gary McClelland: [gmac@northwestern.edu](mailto:gmac@northwestern.edu)**